














Reception Home Learning Suggestions Week Beginning 11th May 2020

| | Activities for reading and stories | Ideas to practise phonics, reading and writing skills | Developing maths skills | Activities for other areas of learning |
|------------------|--|--|---|--|
| Monday | <p>Watch the story of <i>The Very Busy Spider!</i></p>  | <p>Become an author! Use your innovated story to make your own zig-zag book</p>  | <p>Make a web!</p> <p><i>Check out the ideas for the week on White Rose Hub (Under Summer Term, Week 4, Monday)</i></p>  | |
| Tuesday | <p>Listen to your child read for 10 mins using:</p>  <p>(If you need help with logging in, please message on ClassDojo)</p> | <p>In this video, Mr Carter explains how to help your child with their spelling!:</p>  | <p>Spot Spider's mistakes!</p> <p><i>Check out the ideas for the week on White Rose Hub (Under Summer Term, Week 4, Tuesday)</i></p>  | |
| Wednesday | <p>Share a story with each other</p>  | | <p>Play Spider Drive!</p> <p>Assign a spider body part to each number on a dice –when it your turn, roll the dice and draw that body part. The first person to draw a complete spider wins!</p> <p><i>Check out the ideas for the week on White Rose Hub (Under Summer Term, Week 4, Wednesday)</i></p>  | |
| Thursday | <p>Listen to your child read for 10 mins using:</p>  <p>(If you need help with logging in, please message on ClassDojo)</p> | <p>Tricky Word Pairs!</p> <p>Use the tricky words from phase 3: I, no, go, to, the, he, she, we, me, be, was, my, you, her, they, all, are.</p>  | <p>Spot the doubles!</p> <p>Count the spider legs on each side of the body – which ones show doubles?</p> <p><i>Check out the ideas for the week on White Rose Hub (Under Summer Term, Week 4, Thursday)</i></p>  | |
| Friday | <p>Listen to your child read for 10 mins using:</p>  <p>(If you need help with logging in, please message on ClassDojo)</p> | | <p>Where is the Fly?</p> <p>Use positional language to describe where the fly is. <i>Check out the ideas for the week on White Rose Hub (Under Summer Term, Week 4, Friday)</i></p>  | <p>Assembly</p> <p>Our school assembly and activity will be posted later on in the week.</p> |

Please remember that these activities are suggestions only. We think the activities could take about 30 to 40 minutes a day. Do not feel under pressure to complete all of these – you could pick and choose, repeat your favourites and definitely introduce your own! Whatever you get up to, please send us your photos, videos and messages on [ClassDojo](#)! Please keep yourselves happy and safe!